

Lexington School Committee Request for Calling a January 2015 Special Town Meeting

November 17, 2015

+ Overview

- **Options to Increase Capacity**
- Facts
- Assumptions
- Urgency
- Timeline
- Solutions

+ Overview

- Options to Increase Capacity
- **Facts**
- Assumptions
- Urgency
- Timeline
- Solutions

+ Overview

- Options to Increase Capacity
- Facts
- **Assumptions**
- Urgency
- Timeline
- Solutions

+ Overview

- Options to Increase Capacity
- Facts
- Assumptions
- **Urgency**
- Timeline
- Solutions

+ Overview

- Options to Increase Capacity
- Facts
- Assumptions
- Urgency
- **Timeline**
- Solutions

+ Overview

- Options to Increase Capacity
- Facts
- Assumptions
- Urgency
- Timeline
- **Solutions**

+ Options to Increase Capacity

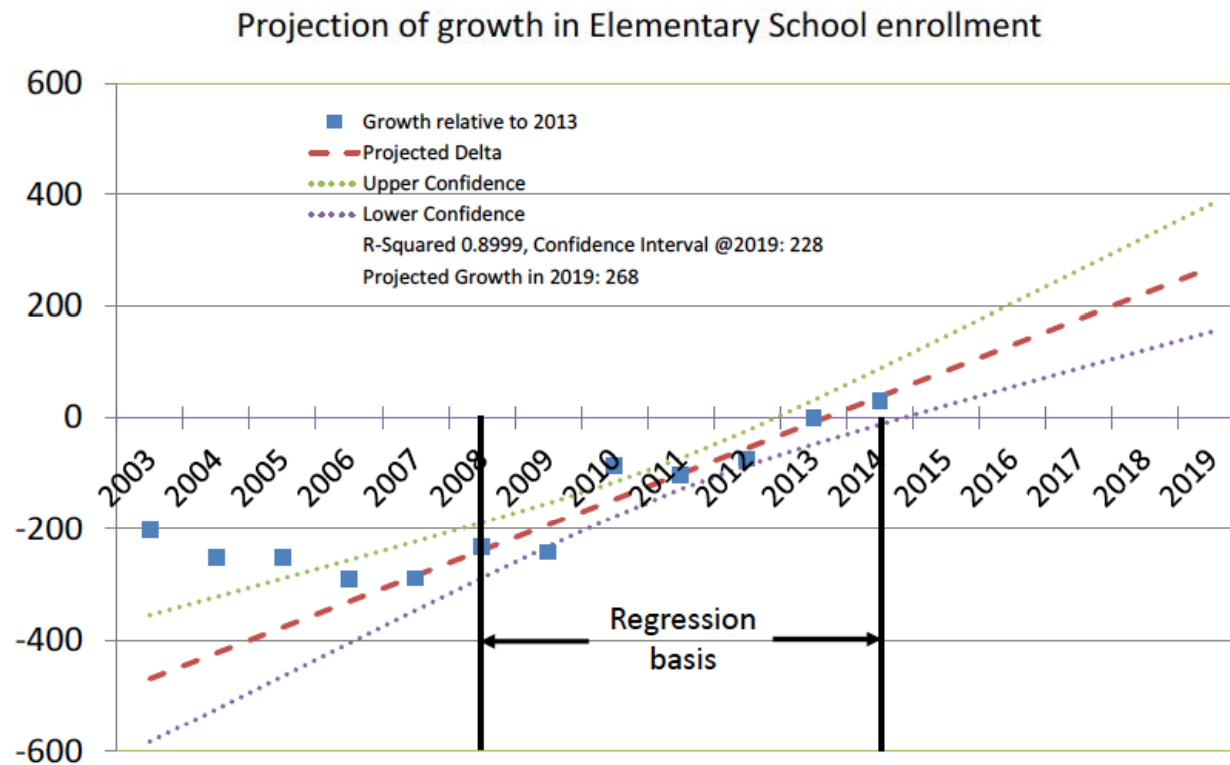
1. Standard Modular Classrooms – Lifespan 10 years.
3 year lease (with option to purchase).
2. Prefabricated Classrooms – Lifespan 20 years.
3. Brick & Mortar Additions – Lifespan 50 years.
4. Hastings – Lifespan 50 years.



FACTS:

Increasing Enrollment:

Projected Elementary School Growth



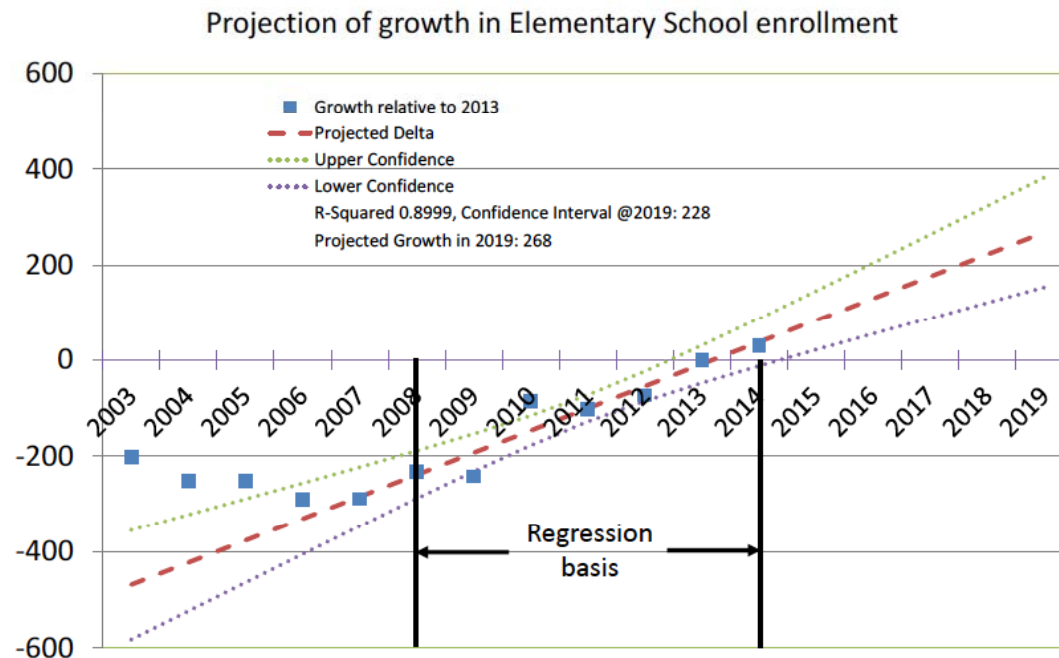
Credit: Enrollment Working Group, 2014

+

FACTS:

Increasing Enrollment:

Projected Elementary School Growth



Elementary School enrollment projected to grow at **about 45 ± 19 students per year**

Credit: Enrollment Working Group, 2014

+FACTS:

Increasing Enrollment Across All Grade Levels:

1) Enrollments in 2019 and projected growth†

Grade Group	Total Enrollment	Growth over 2013
Elementary* (K-5)	3200	272 ± 115 (90% CI)
Middle School# (6-8)	1830	171 ± 100
High School# (9-12)	2290	269 ± 120
Total System	7320	712 ± 335

2) Capacity for growth beyond 2019 exists for all housing types

†Revised EWG Report to School Committee (rounded to nearest 10)

*Linear extrapolation

Cohort Survival Method

Credit: Enrollment Working Group, 2014



FACTS: *Enrollment 2014-15*

Lexington Public Schools 2014-2015 Enrollment as of October 1, 2014

Grade	Bowman	Bridge	Estabrook	Fiske	Harrington	Hastings	TOTALS
K	22	18	16	18	20	20	431
	22	18	17	18	20	18	
	22	18	16	18	20	20	
	21	18	16	17			
		18					
1	20	22	19	22	19	22	486
	21	22	22	22	20	22	
	21	22	21	22	21	22	
	21	22	20	21	20		
2	21	25	19	21	23	20	516
	23	24	19	20	23	20	
	22	24	19	21	23	19	
	22	24	20	22		20	
	22						
3	19	25	20	23	25	23	484
	19	24	19	23	25	20	
	20	25	18	23	25	23	
	20	25	20				
	20						
4	23	25	25	25	21	20	552
	23	25	25	24	20	20	
	24	26	26	24	20	19	
	22	25	25	24	20	21	
5	25	23	24	29	21	19	555
	26	23	23	28	20	20	
	26	22	24	27	20	19	
	26	22	24		21	20	
		23					
Total Enrollment	573	588	497	492	447	427	3024
Sections	26	26	24	22	21	21	140



FACTS: Enrollment 2014-15

Lexington Public Schools
2014-2015 Enrollment as of October 1, 2014

Grade	Bowman	Bridge	Estabrook	Fiske	Harrington	Hastings	TOTALS
K	22	18	16	18	20	20	431
	22	18	17	18	20	18	
	22	18	16	18	20	20	
	21	18	16	17			
		18					
1	20	22	19	22	19	22	486
	21	22	22	22	20	22	
	21	22	21	22	21	22	
	21	22	20	21	20		
2	21	25	19	21	23	20	516
	23	24	19	20	23	20	
	22	24	19	21	23	19	
	22	24	20	22		20	
	22						
3	19	25	20	23	25	23	484
	19	24	19	23	25	20	
	20	25	18	23	25	23	
	20	25	20				
	20						
4	23	25	25	25	21	20	552
	23	25	25	24	20	20	
	24	26	26	24	20	19	
	22	25	25	24	20	21	
5	25	23	24	29	21	19	555
	26	23	23	28	20	20	
	26	22	24	27	20	19	
	26	22	24		21	20	
		23					
Total Enrollment	573	588	497	492	447	427	3024
Sections	26	26	24	22	21	21	140



FACTS: Enrollment 2014-15

Lexington Public Schools
2014-2015 Enrollment as of October 1, 2014

Grade	Bowman	Bridge	Estabrook	Fiske	Harrington	Hastings	TOTALS
K	22	18	16	18	20	20	431
	22	18	17	18	20	18	
	22	18	16	18	20	20	
	21	18	16	17			
		18					
1	20	22	19	22	19	22	486
	21	22	22	22	20	22	
	21	22	21	22	21	22	
	21	22	20	21	20		
2	21	25	19	21	23	20	516
	23	24	19	20	23	20	
	22	24	19	21	23	19	
	22	24	20	22		20	
	22						
3	19	25	20	23	25	23	484
	19	24	19	23	25	20	
	20	25	18	23	25	23	
	20	25	20				
	20						
4	23	25	25	25	21	20	552
	23	25	25	24	20	20	
	24	26	26	24	20	19	
	22	25	25	24	20	21	
5	25	23	24	29	21	19	555
	26	23	23	28	20	20	
	26	22	24	27	20	19	
	26	22	24		21	20	
		23					
Total Enrollment	573	588	497	492	447	427	3024
Sections	26	26	24	22	21	21	140

+ FACTS: *Projected Enrollment 2015-16*

Lexington Public Schools 2015-2016 Projected Enrollment

Grade	Bowman	Bridge	Estabrook	Fiske	Harrington	Hastings	TOTALS
K	18	17	19	18	17	18	424
	19	17	20	19	17	18	
	19	17	20	20	18	19	
	19	17		20	18		
1		18					482
	19	20	18	19	22	22	
	19	20	18	20	22	22	
	19	20	18	20	22	22	
	20	21	18	20			
2	20	21					521
	22	23	22	23	21	17	
	22	23	22	23	21	17	
	23	24	22	23	22	18	
3	23	24	23	23	22	18	541
	23	25	20	22	24	20	
	23	25	20	22	24	21	
	23	26	20	22	24	21	
4	23	26	20	22		21	504
	24						
	20	25	20	23	26	23	
	20	26	20	24	26	23	
5	21	26	20	24	26	23	577
	21	26	20				
	24	26	21	25	21	21	
	24	26	22	25	21	21	
Total Enrollment Sections	24	26	22	26	22	21	3049
	24		22				
	27	26	24	23	21	21	

+ FACTS: *Projected Enrollment 2015-16*

Lexington Public Schools 2015-2016 Projected Enrollment

Grade	Bowman	Bridge	Estabrook	Fiske	Harrington	Hastings	TOTALS
K	18	17	19	18	17	18	424
	19	17	20	19	17	18	
	19	17	20	20	18	19	
	19	17		20	18		
1		18					482
	19	20	18	19	22	22	
	19	20	18	20	22	22	
	19	20	18	20	22	22	
	20	21	18	20			
2	20	21					521
	22	23	22	23	21	17	
	22	23	22	23	21	17	
	23	24	22	23	22	18	
3	23	24	23	23	22	18	541
	23	25	20	22	24	20	
	23	25	20	22	24	21	
	23	26	20	22	24	21	
4	23	26	20	22		21	504
	24						
	20	25	20	23	26	23	
	20	26	20	24	26	23	
5	21	26	20	24	26	23	577
	21	26	20				
	24	26	21	25	21	21	
	24	26	22	25	21	21	
Total Enrollment Sections	24	26	22	26	22	21	3049 142
	24		22				
	27	26	24	23	21	21	

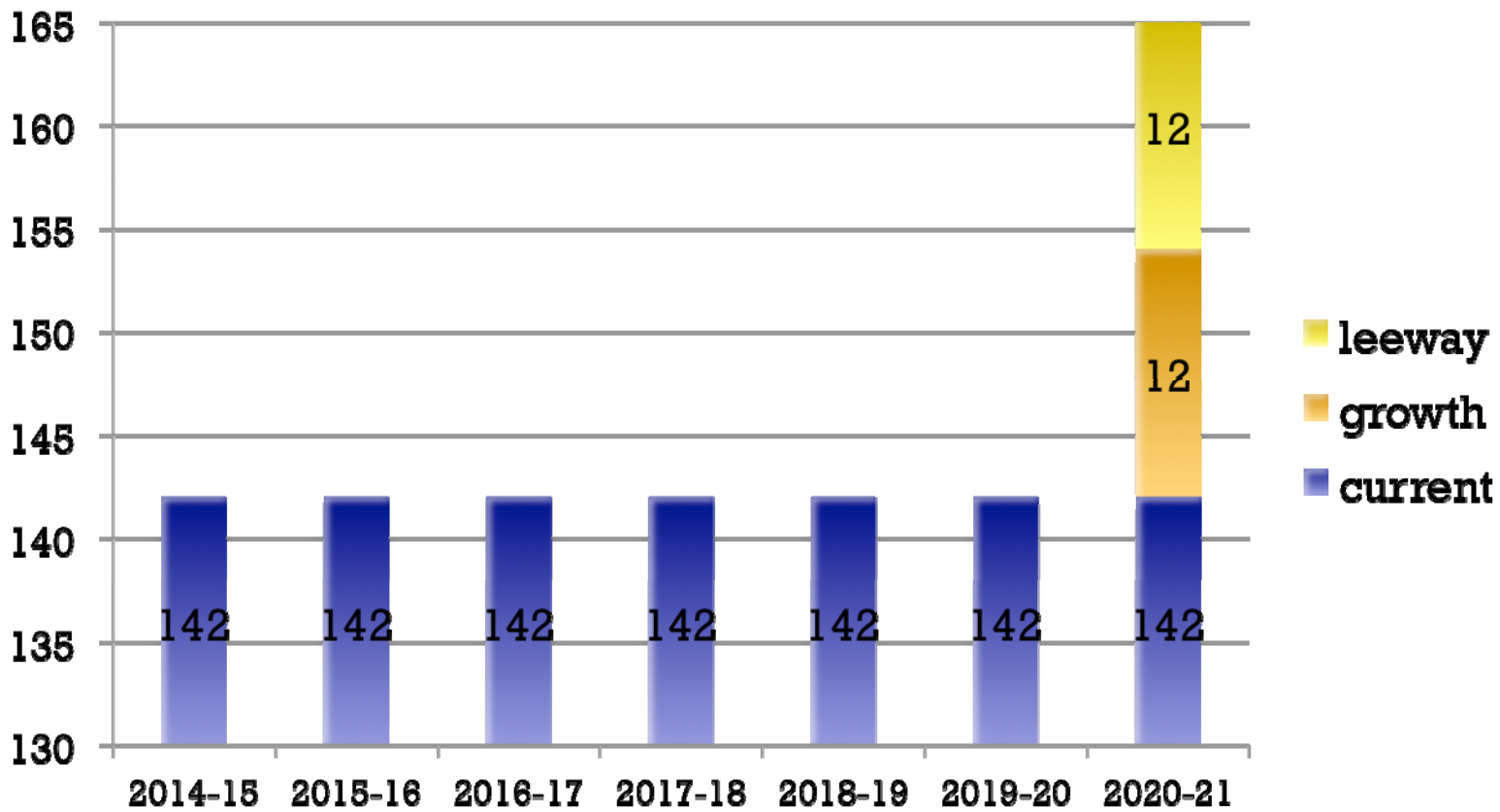
+ **FACTS: *Projected Sections 2015-16***

	Bowman		Bridge		Fiske			
Total Enrollment Sections	578	591	488	509	457	426	3049	
	27	26	24	23	21	21	142	
Projected Change from 2014-2015	+1	0	0	+1	0	0	+2	
Potential Further Increases	0	+3	0	+1	+1	0	+5	
TOTAL	+1	+3	0	+2	+1	0	+7	



Elementary Space Needs:

Accommodating Growth versus Adding Leeway



+ FACTS:

- **Increasing enrollment is a reality.**
- **LPS is short on space for general and special education.**

+ ASSUMPTIONS

- Need flexible and scalable solutions
- Working under the umbrella of the School Master Plan
- Currently, class size guidelines can not be maintained while preserving dedicated specialist space (Fiske)
- “Empty chairs” do not solve current educational needs (example: Intensive Learning Program)
- To preserve option of brick & mortar additions, we need at least 3 years of space to accommodate increasing enrollment

+ URGENCY:

Documented by EWG and SMMA

- Student population is growing (EWG)
- LPS is currently at or over capacity at 5 out of 6 ES schools (SMMA)
- Building needs well documented & immediate, impacting educational programming & learning environment (SMMA)

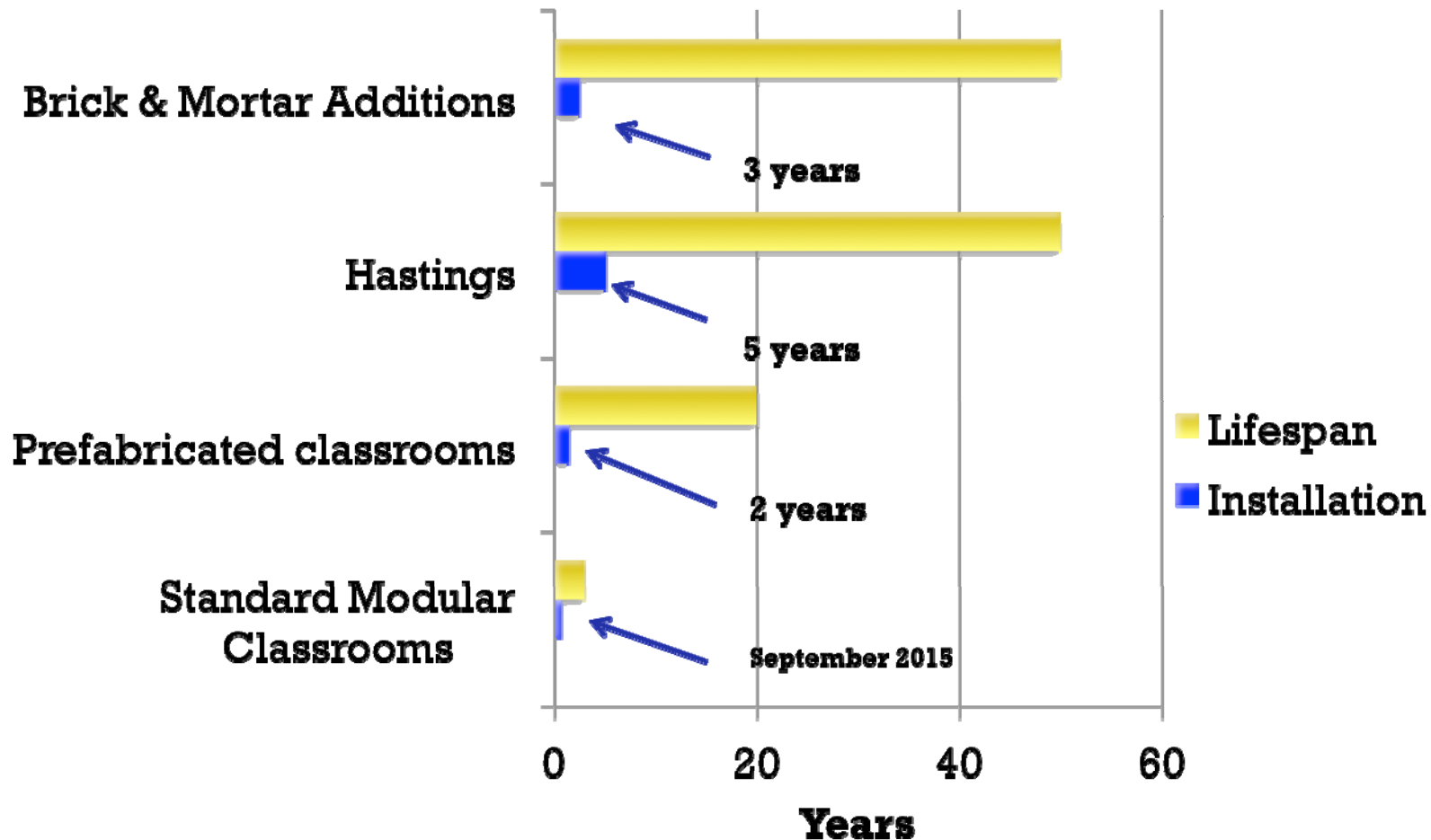
+ URGENCY:

Defined by Overcrowding

- Project allows for modest space efficiencies while long-term Master Plan solutions are deliberated and instituted.
- Project scope provides maintained class size, program parity, and Master Plan timing efficiencies
- Project scope allows for summer work (2015) and minimizes interruption to student learning
- Preserves Specialist spaces (art, music, PE, library)
- Provide instructional space for FY16-17 for general and/or special education

+ TIMELINES:

Implementing Immediate (Standard Modular Classrooms) and Long-term (Phase III) Plans



+ Two-Solution Approach for Sept 2015

- Installation of 6 classroom spaces at 3 elementary schools
- Evaluating redistricting options

+ IF STM does not happen in January, then:

- Push adding additional classroom space to next earliest date of late November 2015
- Cause disruption to the fall/early winter school classroom schedule
- Sept 2015 repurposing of specialist classrooms to general classrooms
- Impact on curriculum (art-on-a-cart, divided gym, etc)
- Increased class size
- Compromising school parity

+ Coordination between STM Proposal Dovetails with Expectations from Phase III

Location of standard modular classrooms will not impact:

- *Long-term planning*
- *A new or renovated Hastings*
- *Possible future additions to Harrington/Fiske*



The School Committee respectfully seeks the Board of Selectmen's support to avoid further overcrowding and provide current level of programming for all of our students.